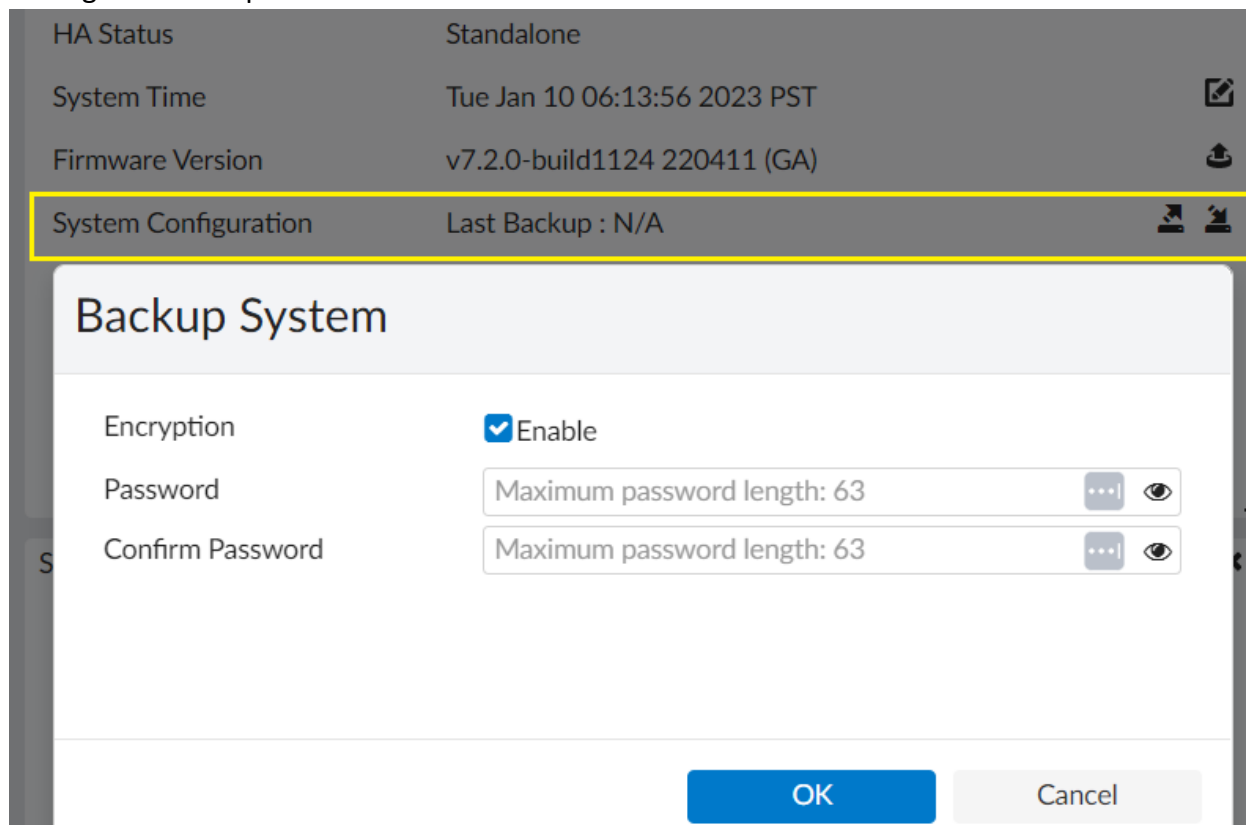


## FortiManager Backup & Restore Lab:

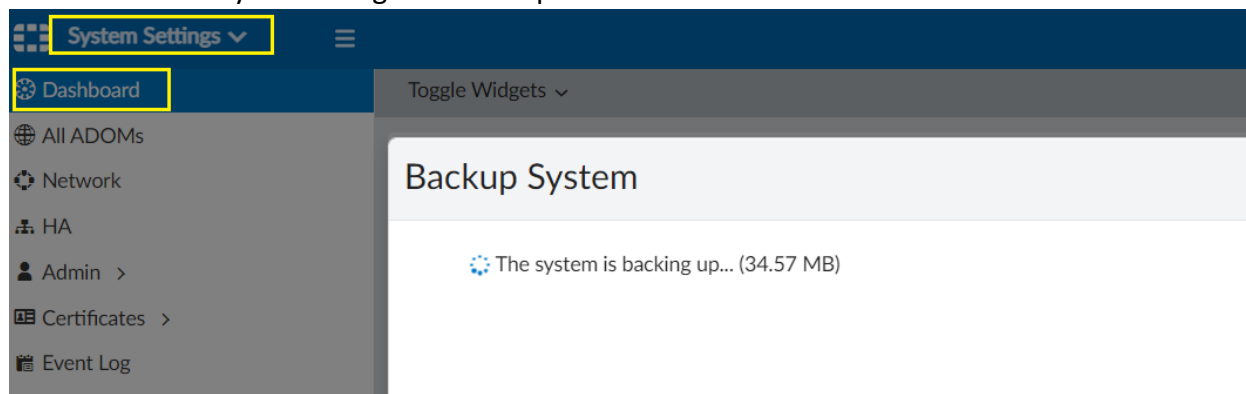
### Backup:

Go to **System Settings > Dashboard**. In the System Information widget, click the **backup** button next to System Configuration. The Backup System dialog box opens. If you want to encrypt the backup file, select the Encryption box, then type and confirm the password you want to use. The password can be a maximum of 63 characters. Select **OK** and save the backup file on your management computer.



The screenshot shows the FortiManager interface with the 'System Configuration' widget highlighted by a yellow box. Below it, the 'Backup System' dialog box is open. The dialog has a title bar 'Backup System' and a section for 'Encryption' with a checked 'Enable' checkbox. Below this are two password fields: 'Password' and 'Confirm Password', both with a placeholder 'Maximum password length: 63' and a toggle for visibility. At the bottom are 'OK' and 'Cancel' buttons.

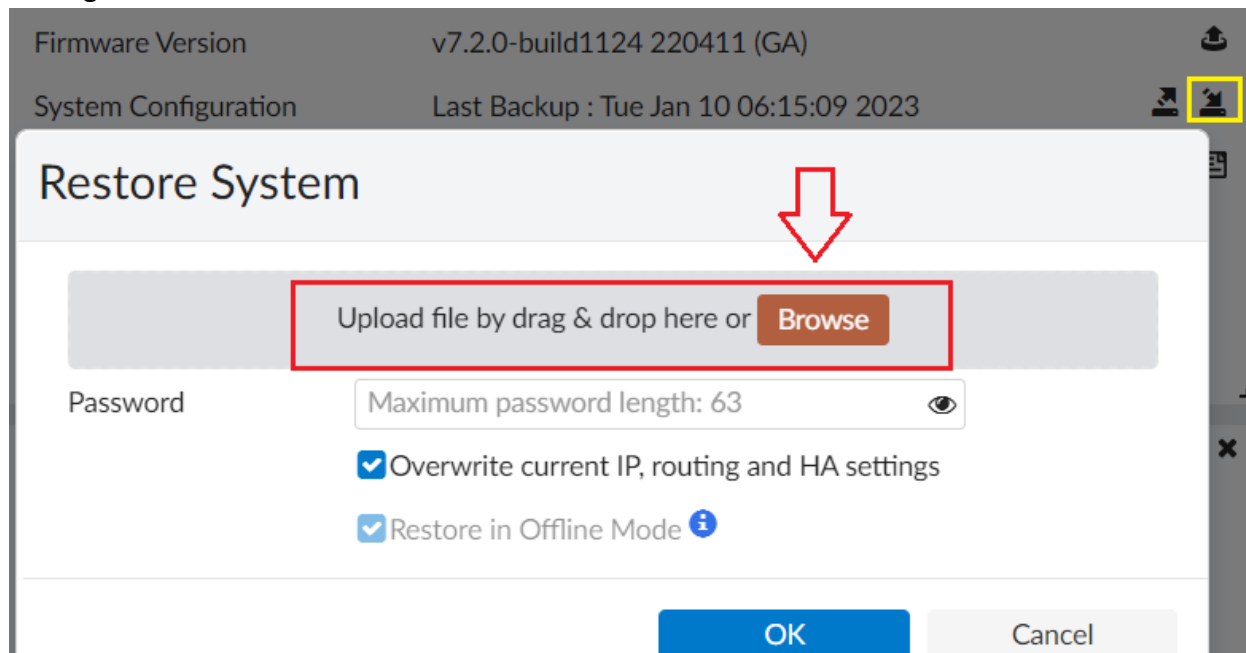
The backup process is started, it will take some time depend on your configuration and the file will download to your management computer.



The screenshot shows the FortiManager 'System Settings' dashboard. The 'Dashboard' tab is selected and highlighted with a yellow box. The 'Backup System' widget is visible, showing a progress indicator and the text 'The system is backing up... (34.57 MB)'. The left sidebar contains a list of navigation items: 'All ADOMs', 'Network', 'HA', 'Admin', 'Certificates', and 'Event Log'.

## Restore:

Go to **System Settings > Dashboard**. In the System Information widget, click the restore button next to System Configuration. The Restore System dialog box opens. Configure the following settings then select **OK**.



Firmware Version v7.2.0-build1124 220411 (GA)

System Configuration Last Backup : Tue Jan 10 06:15:09 2023

### Restore System

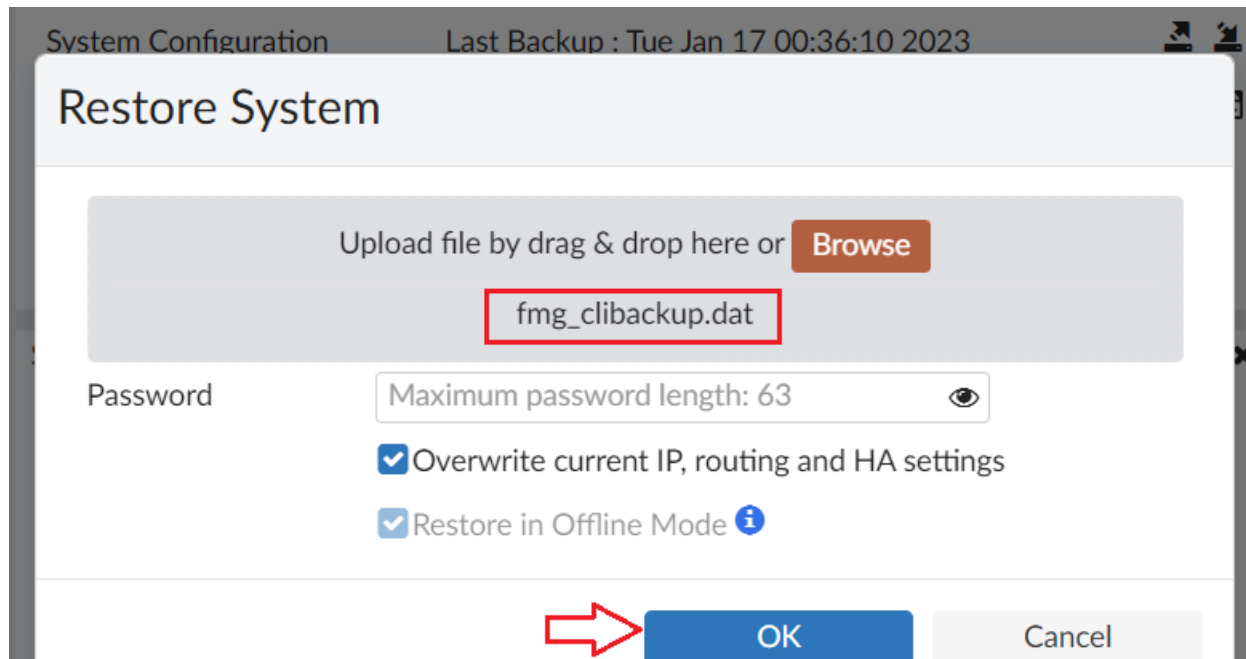
Upload file by drag & drop here or **Browse**

Password  Maximum password length: 63

☒ Overwrite current IP, routing and HA settings

☒ Restore in Offline Mode

**OK** Cancel



System Configuration Last Backup : Tue Jan 17 00:36:10 2023

### Restore System

Upload file by drag & drop here or **Browse**

**fmg\_clibackup.dat**

Password  Maximum password length: 63

☒ Overwrite current IP, routing and HA settings

☒ Restore in Offline Mode

**OK** Cancel

Or backup FortiManager configuration from CLI using the below command.

**FMG# execute backup all-settings ftp 192.168.114.1 / admin 123456**